









Johannesburg-Lewiston High School (01935) / Johannesburg-Lewiston Area Schools (69030): 2016-17

### Key Performance Indicators

Click inside the tiles below to see more information about each key performance indicator.

 <p><b>Overview Overall Index</b> 81.33</p>	 <p><b>Support Category</b></p>
 <p><b>Growth Overview Component Index</b> 72.14</p>	 <p><b>Proficiency Overview Component Index</b> 86.41</p>
 <p><b>Graduation Rate Overview Component Index</b> 90.26</p>	 <p><b>English Learner Progress Overview Component Index</b> N/A</p>
 <p><b>School Quality and Student Success Overview Component Index</b> 84.03</p>	 <p><b>Assessment Participation Overview Component Index</b> 100.00</p>